



April 1-4, 2024 | Houston, TX  
George R. Brown Convention Center

# 2024 Exhibit Specifications

These expanded Exhibit Specifications have been adopted to give each exhibitor more effective use of space without infringing on the rights of neighboring booths. Rules and Regulations including updated exhibit specifications are found in the online Exhibitor Service Manual.

ENTELEC reserves the right to ensure that the equipment and product being displayed is not placed in the booth in a manner which obstructs other exhibitors' displays. Any equipment or product scheduled for exhibition, which could possibly cause a conflict or infraction, should be cleared and approved by ENTELEC by March 8, 2024.

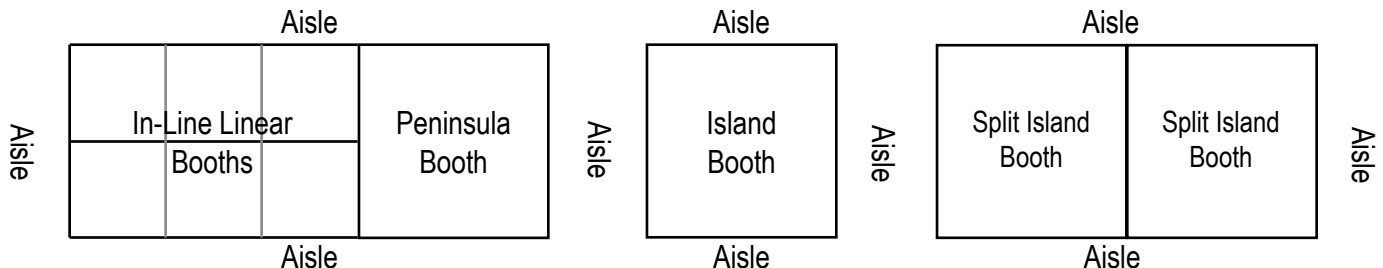
The price of your exhibit space includes back and side drape and a company identification sign. Exhibitors will not be permitted to purchase back-to-back booths and remove the existing back drape. Exhibitors may purchase multiple 10x10 booths in a row and remove the existing side rails between the booths.

If you have any questions about your exhibit configuration, these Exhibit Specifications or any matter pertaining to exhibiting at ENTELEC events, call the ENTELEC Operations Department 972.929.3169 x207.

## CONTACT INFORMATION

SALES CONTACT: Blaine Siske, Account Manager | 972.929.3169 x203 | [blaine@entelec.org](mailto:blaine@entelec.org)

OPERATIONS CONTACT: Christi Jones, Operations | 972-929-3169 x207 | [christi@entelec.org](mailto:christi@entelec.org)



**ENTELEC**

3341 Regent Blvd., Suite 130-325 | Irving, TX 75063 | (972) 929-3169 | [www.entelec.org](http://www.entelec.org)

**LINEAR BOOTH**

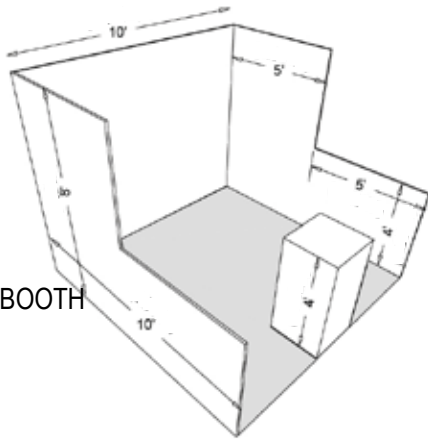
Linear booths have one side exposed to an aisle and are generally arranged in a series along a straight line. They are also called "in-line" booths.

**Dimensions:**

For purposes of consistency and ease of layout and/or reconfiguration, floor plan design in increments of ten feet (10') has become the de facto standard in the United States. Therefore, unless constricted by space or other limitations, Linear booths are ten feet (10') deep, i.e. 10'x10'. A maximum back wall height limitation of eight feet and three inches(8'3") is allowed.

**USE OF SPACE**

Regardless of the number of Linear booths utilized, (e.g. 10'x20', 10'x30', 10'x40', etc.) display materials should be arranged in such a manner so as not to obstruct sight lines of neighboring exhibitors. The maximum height of eight feet (8') is allowed only in the rear five feet of the booth space, with a four foot (4') height restriction imposed on all materials in the remaining five feet forward to the aisle. (Note: When three or more Linear booths are used in combination as a single exhibit space, the four foot (4') height limitation is applied only to that portion of exhibit space which is within ten feet (10') of an adjoining booth.)



LINEAR (IN-LINE) BOOTH

**CORNER BOOTH**

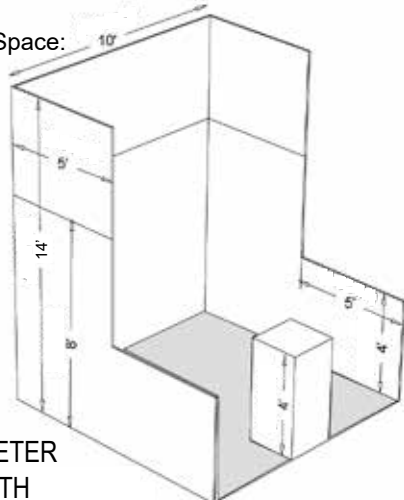
A corner booth is defined as a booth exposed to an aisle on two sides, or a booth without an adjacent exhibitor within ten (10) feet.

**PERIMETER BOOTH**

A Perimeter Booth is simply a Linear Booth that backs up to a wall of the exhibit facility rather than to another exhibit.

**Dimensions And Use Of Space:**

All guidelines for Linear Booths apply to Perimeter Booths except that the allowed height is fourteen feet (14').



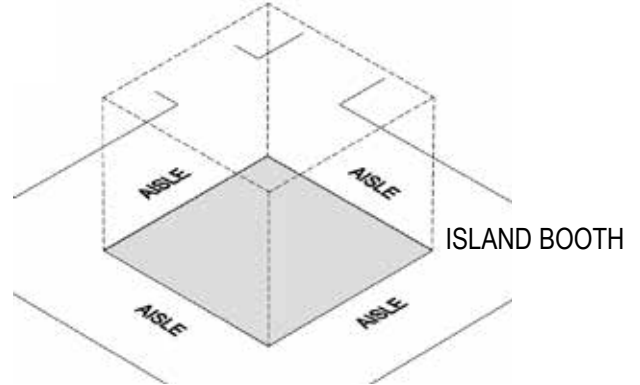
PERIMETER BOOTH

**ISLAND BOOTH**

An Island booth is any 20'x20' booth or larger exposed to aisles on all four sides.

**Use Of Space:**

The entire cubic content of the space may be used up to the maximum allowable height, which is eighteen feet (18'), including signage.

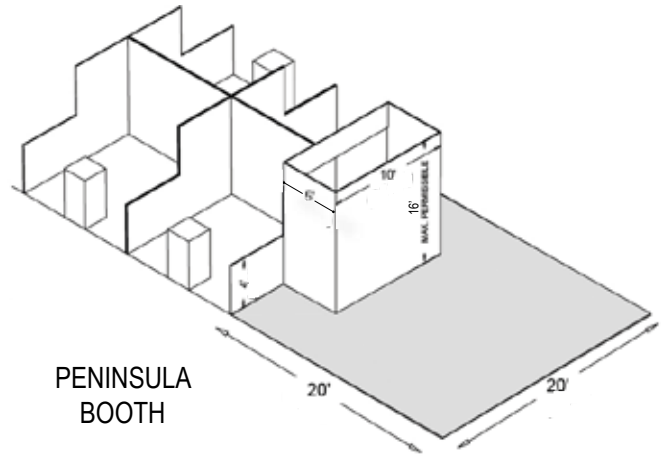


**PENINSULA BOOTH**

A Peninsula Booth is exposed to aisles on three (3) sides and composed of a minimum of four booths: (a) one that backs up to Linear Booths, and (b) one that backs up to another Peninsula Booth and is referred to as a "Split Island Booth."

**Dimensions:**

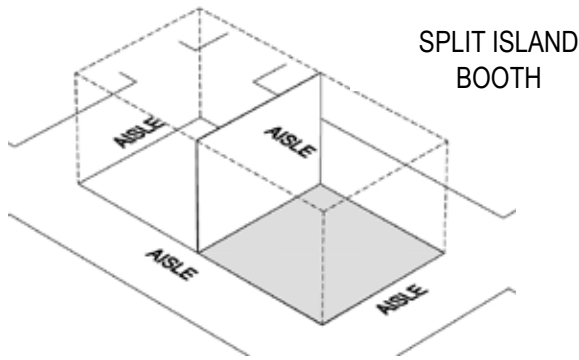
A Peninsula Booth is 20'x20' or larger. When a Peninsula Booth backs up to two Linear Booths, the back wall is restricted to four feet (4') height within five feet (5') of each aisle, permitting adequate line of sight for the adjoining Linear Booths. Twelve feet (12') is the maximum height allowance, including signage for the center portion of the back wall.



PENINSULA BOOTH

**SPLIT ISLAND BOOTH**

A Split Island Booth is a Peninsula Booth, which shares a common back wall with another Peninsula Booth. The entire cubic content of this booth may be used, up to the maximum allowable height, without any back wall line of sight restrictions. Eighteen feet (18') is the maximum height allowance, including signage for the center portion of the back wall.



SPLIT ISLAND BOOTH

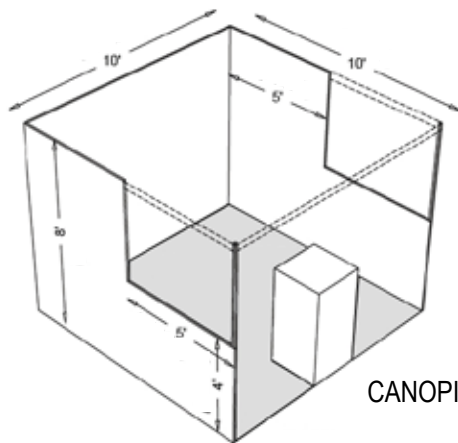
**MULTI-STORY/CANOPIES/CEILINGS**

Canopies, including ceilings, umbrellas and canopy frames, can be either decorative or functional (such as to shade computer monitors from ambient light or for hanging products). Canopies for Linear or Perimeter Booths should comply with line of sight requirements (see "Use of Space for Linear or Perimeter Booths").

The base of the Canopy should not be lower than seven feet (7') from the floor within five feet (5') of any aisle. Canopy supports should be no wider than three inches (3"). This applies to any booth configuration that has a sightline restriction, such as a Linear Booth.

Multi-Story Exhibits follow the same guidelines as Island Booths. See Island Use of Space on page 2.

Any exhibitor utilizing Multi-Level/Canopies/Ceilings exhibits or covered exhibits must notify ENTELEC Show Management in writing no later than 60 days from opening date of event, for approval and further instruction.



CANOPIES/CEILING

**TOWERS**

A Tower is a freestanding exhibit component separate from the main exhibit fixture that is used for identification display purposes only. The height is the same as that which applies to the appropriate exhibit configuration being used.

**AISLE CARPET SPAN**

Linear exhibits with at least 600 square feet of exhibit space and at least three booths on each side of the aisle facing each other may choose to have carpet spanned over the aisle. This option will incur a Special Booth Configuration fee of ten percent (10%) of your total exhibit cost. The aisle must be free of any exhibit items and be maintained as an aisle.

**ELEVATED AISLE SPAN**

Linear exhibits with at least 600 square feet of exhibit space and at least three (3) booths on each side of the aisle facing each other may choose to have an aisle span over the aisle. This option will incur a Special Booth Configuration fee of ten percent (5%) of your total exhibit cost. An exhibitor may "bridge or span" the aisle if they are in accordance with the following rules:

- The "bridge or span" must be structural component of the booth such as a roof or a sign that conforms to the architectural integrity of the booth and the bridge.
- The maximum height of the "bridge or span" can only be 10' (to top of span from the exhibit floor).

**ADDITIONAL NOTES**

Inline booths, should your booth exceed eight (8') feet in height, and you back up to another exhibitor's booth, you must "finish" the portion of your booth that exceeds eight (8') feet and backs up to your neighbor's booth. ENTELEC reserves the right to have the decorator make adjustments to unfinished portions of your booth that back up to neighboring booths at your expense. The additional fees paid to ENTELEC for special booth configurations are in addition to any charges by show decorator or the facility for equipment and labor to make these modifications.

All booths are 10'x10' unless otherwise noted. All aisles are ten (10') feet unless otherwise noted.

**VARIANCES**

Any exceptions or alterations to the restrictions and boundaries described herein must meet with the approval of Show Management and must be obtained prior to the booth set up.

At the Show, if Show Management determines that your exhibit obstructs or interferes in any way with other exhibits in the area, you will be asked to conform to the rules during the Show. If you are unable to comply with the rules, you may be instructed to dismantle your booth or the part of the booth that does not conform. Show Management will not give refunds to any exhibitors asked to dismantle their booths.

Exhibit Specifications are subject to change at the discretion of Show Management. All updates will be posted to the Exhibitor Service Kit online at [www.entelec.org](http://www.entelec.org).

